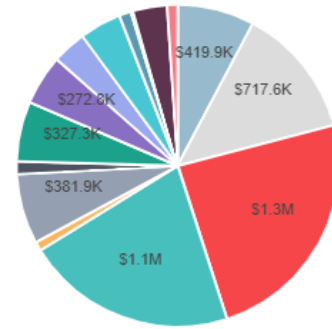


Fiscal Year 2020 (FY20) DCPS Submitted School Budget: Thomas ES

To learn more about school budgets and to access interactive budget dashboards, visit **DCPS Interactive Data Center**, at [dcpsdatacenter.com](http://www.dcpsdatacenter.com) (<http://www.dcpsdatacenter.com>)


Budget Overview	
Total FY20 Budget:	\$5.4M
Total FY19 Budget	\$5.8M
Total Enrollment	327
Change in Enrollment	-50
% At-Risk	86%
Total At-Risk Funds	\$617.1K



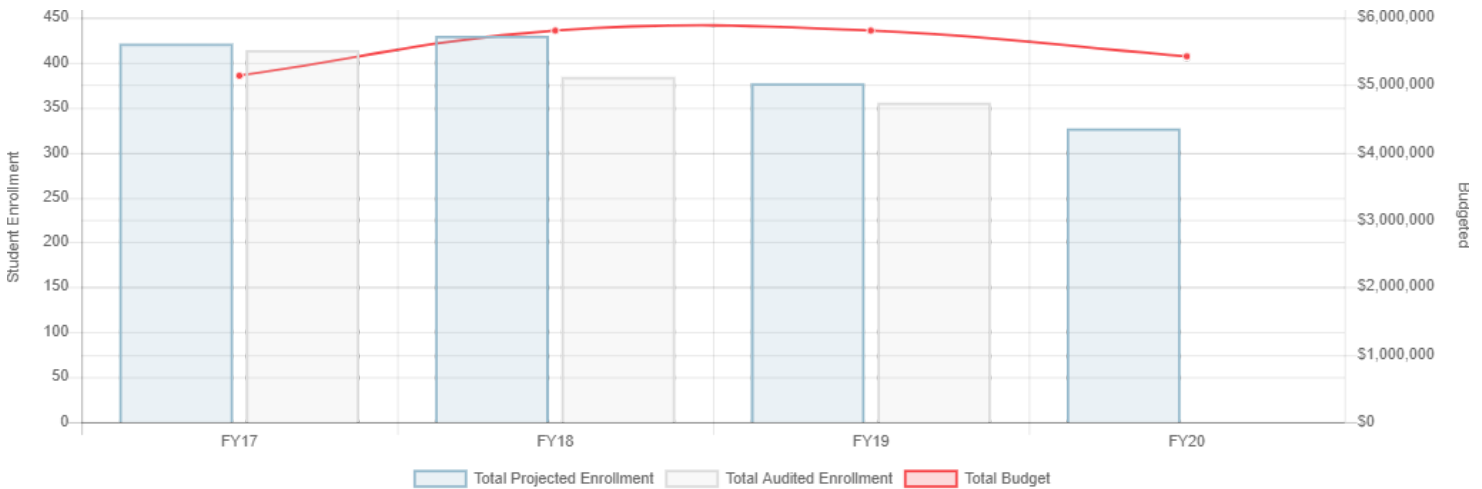
FY20 Total Budget: \$5.4M

FY20 Projected Student Enrollment: 327 Students

Notes:



Comparative Student Enrollment Information



FY20 Comprehensive List of Budgeted Items

Item	Category	# of Budgeted FTEs	Budgeted Amount	# of At-Risk Funded FTEs	At-Risk Dollar Amount
Principal	School Leadership	1	\$173.2K	N/A	N/A
Assistant Principal - Math	School Leadership	1	\$140.4K	N/A	N/A
Dean of Students	School Leadership	1	\$106.3K	1	\$106.3K
Teacher - PK3	Early Childhood Education Positions (ECE)	2	\$218.2K	N/A	N/A
Teacher - PK4	Early Childhood Education Positions (ECE)	1	\$109.1K	N/A	N/A
Teacher - PK3/PK4 (Mixed Age)	Early Childhood Education Positions (ECE)	2	\$218.2K	N/A	N/A
Aide - Early Childhood	Early Childhood Education Positions (ECE)	5	\$172.0K	N/A	N/A
Teacher - Kindergarten	General Education Teachers	2	\$218.2K	N/A	N/A
Teacher - 1st Grade	General Education Teachers	2	\$218.2K	N/A	N/A
Teacher - 2nd Grade	General Education Teachers	2	\$218.2K	N/A	N/A
Teacher - 3rd Grade	General Education Teachers	2	\$218.2K	N/A	N/A
Teacher - 4th Grade	General Education Teachers	2	\$218.2K	N/A	N/A
Teacher - 5th Grade	General Education Teachers	2	\$218.2K	N/A	N/A
Teacher - Early Learning Support Program	Special Education Positions	3	\$327.3K	N/A	N/A
Teacher - Inclusion/Resource Services	Special Education Positions	3	\$327.3K	N/A	N/A

Item	Category	# of Budgeted FTEs	Budgeted Amount	# of At-Risk Funded FTEs	At-Risk Dollar Amount
Teacher - Independence & Learning Support Program	Special Education Positions	2	\$218.2K	N/A	N/A
Manager - Specialized Instruction (MSI)	Special Education Positions	1	\$104.9K	1	\$104.9K
Aide - Special Education	Special Education Positions	5	\$172.0K	N/A	N/A
Itinerant ELL Teacher	English Language Learners Positions (ELL)	0.45	\$49.6K	N/A	N/A
Teacher - Art	Related Arts	1	\$109.1K	N/A	N/A
Teacher - Music	Related Arts	1	\$109.1K	N/A	N/A
Teacher - Health/Physical Education	Related Arts	1	\$109.1K	N/A	N/A
Teacher - World Language	Related Arts	0.5	\$54.6K	N/A	N/A
Aide - Kindergarten	Classroom Instructional Support Positions	1	\$34.4K	N/A	N/A
Relay Teacher Resident	Classroom Instructional Support Positions	1	\$34.4K	N/A	N/A
Instructional Coach - English Language Arts (ELA)	Schoolwide Instructional Support Positions	1	\$109.1K	N/A	N/A
Specialist - Reading	Schoolwide Instructional Support Positions	1	\$109.1K	N/A	N/A
Specialist - Library/Media	Schoolwide Instructional Support Positions	1	\$109.1K	0.57	\$62.6K
Psychologist	Social-Emotional Positions	1	\$109.1K	N/A	N/A
Social Worker	Social-Emotional Positions	1.5	\$163.7K	N/A	N/A
Director - Strategy & Logistics (DSL)	Administrative	1	\$128.1K	1	\$128.1K
Assistant - Strategy & Logistics (ASL)	Administrative	1	\$58.6K	N/A	N/A
Custodial Foreman	Custodial Staff	1	\$69.4K	N/A	N/A
Custodian (RW-5)	Custodial Staff	2	\$109.3K	1	\$54.6K
Custodian (RW-3)	Custodial Staff	1	\$49.0K	N/A	N/A
Afterschool Teacher	Afterschool Programs	5	\$29.9K	3	\$18.0K
Afterschool Aide	Afterschool Programs	5	\$28.1K	3	\$16.8K
Afterschool Administrative Aide	Afterschool Programs	1	\$6.7K	1	\$6.7K
Administrative Premium (General)	Other	N/A	\$7.5K	N/A	N/A
Custodial Overtime	Other	N/A	\$5.0K	N/A	N/A
Office Supplies	Non-Personnel Spending	N/A	\$10.0K	N/A	N/A
Custodial Services	Non-Personnel Spending	N/A	\$16.0K	N/A	N/A
Educational Supplies	Non-Personnel Spending	N/A	\$18.0K	N/A	\$3.6K
Recreational Materials	Non-Personnel Spending	N/A	\$1.6K	N/A	N/A
Professional Development	Non-Personnel Spending	N/A	\$10.9K	N/A	\$10.9K
Literacy Partners	Non-Personnel Spending	N/A	\$10.0K	N/A	\$10.0K
Electronic Learning	Non-Personnel Spending	N/A	\$8.3K	N/A	\$8.3K
Literacy Materials	Non-Personnel Spending	N/A	\$6.5K	N/A	N/A
IT Equipment/Hardware	Non-Personnel Spending	N/A	\$11.2K	N/A	\$11.2K
Title I Parental Involvement	Non-Personnel Spending	N/A	\$2.9K	N/A	N/A
Ferbee Hope Swim Program Contribution	Non-Personnel Spending	N/A	\$15.4K	N/A	N/A
Professional Services	Non-Personnel Spending	N/A	\$75.0K	N/A	\$75.0K
Security Funds	Security Costs - Daytime Operating Hours	N/A	\$57.1K	N/A	N/A

For complete guidance on the budget development process, please visit the Budget Development Guide website at www.dcpsschoolbudgetguide.com (<http://www.dcpsschoolbudgetguide.com>)